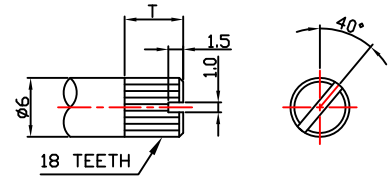
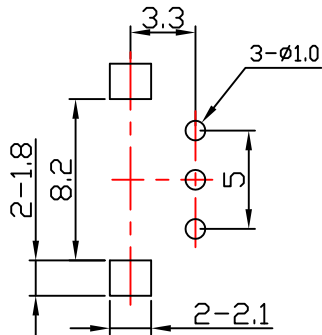
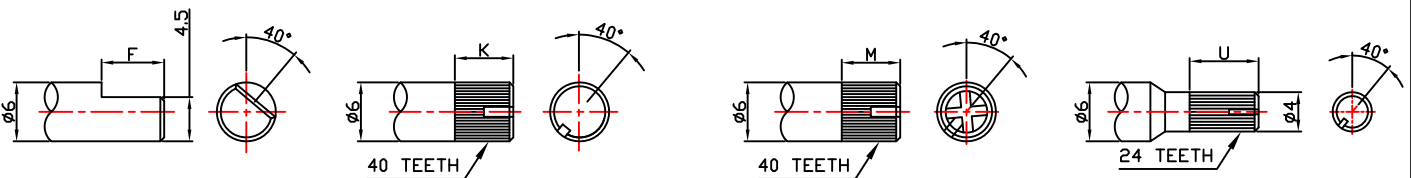


SHAFT SHOWN IN FULL C.C.W. POSITION



Z	1	2	3	
H	6.5	10	12.5	

T-TYPE					
X	2T	3T	4T	5T	6T
L	15	20	25	30	35
T	7	7	7	7	7



F-TYPE				
X	A	B	C	D
L	15	20	25	30
F	6	7	12	12

K-TYPE					
X	2K	3K	4K	5K	6K
L	15	20	25	30	35
K	6	7	7	7	7

M-TYPE			
X	JM	2M	3M
L	9.5	15	20
M	-	6	7

U-TYPE					
X	2U	3U	4U	5U	6U
L	15	20	25	30	35
U	7	7	7	7	7

1			NAME	R0902N-_-A_-	
2				X Z	
3				DRAWING NO	R0902NA
NO	DATE	DESCRIPTION			
TOLERANCE		SCALE	DRAWN BY	CHECK BY	APPROVED BY
less than 10 ±0.3		3:1			
above 10-30 ±0.5		DIMENSION			
above 30-100 ±1.0		mm	2007.04.24		



台灣精靈電子股份有限公司

TAIWAN GENIUS ELECTRONIC CO., LTD